

PFAFF[®] Industrial

flexible - fast - solid

3307



PFAFF 3307

...an end to buttons falling off!

Increase your effectiveness and efficiency. The new chainstitch button sewer PFAFF 3307 is reliable, the buttons are firmly attached. The skip stitch sensor and double end stitch knotting device see to that. The single thread technique results in a neat seam without "birds nest". This makes it possible to sew soft, modern materials. The production is effective due to high speed, low conversion and processing times: No bobbin change, no need to provide several bobbins with different coloured threads. The high needle bar stroke and the pendulum-type needle bar provide you with a high degree of flexibility. This technology increases the application scope of the PFAFF 3307. All the most common types of button can be sewn, from the standard type to the self-shank button. The PFAFF 3307 guarantees firmly secured buttons, high output and flexibility.

Excellent product properties

Pendulum-type needle bar

- high sewing reliability and secure position of the workpiece
- large cross stitch up to 8 mm

Electronic control

- free seam programming with easily understandable user guidance
- memory for 99 seam programs per button style



Secure stitch equipment

- Double-knotting of the end stitch prevents the seam unravelling and the buttons falling off – a unique quality feature in comparison with other button sewing machines on the market

Single-thread chainstitch (seam type 101)

- a neat seam, no "birds nest"
- no time is lost changing the thread colour, no bobbin change required

Skip stitch sensor

- controls the formation of a secure seam and gives a signal for missed stitches or sewing errors
- shows functional deficits of the machine, such as an incorrect setting of the sewing parts

Integrated sewing drive

- smooth, low-vibration operation
- simple machine set up

Space

- 30 x 200 mm space below the button clamp guarantees easy attachment of the buttons even on bulky articles
- 17 mm clamp lift makes it possible to sew very thick workpieces
- 46 mm needle bar stroke makes it possible to sew on very large self-shank buttons with a diameter of up to 30 mm, or buttons with a stem length of up to 12 mm

3307 -1/01 -1/02 -1/13

for attaching flat button types



3307-1/01

Applications / use:

Clothing and linen in general,
light to medium materials
attaching 2, 3, 4 or 6-hole buttons /
buttons up to 2 mm thick *

- with and without stem (stem length up to 6 mm)
- with and without stay button
(in conjunction with a stay button plate)

3307-1/02

Applications / use:

Outerwear in general, medium to heavy materials
attaching 2, 3, 4 or 6-hole buttons /
buttons up to 4 mm thick*

- with and without stem (stem length up to 12 mm)
- with and without stay button

3307-1/13

Applications / use:

Outerwear in general, medium to heavy materials
attaching or blind sewing 2, 3, 4 or 6-hole buttons / buttons
up to 6 mm thick*

- with and without stem (stem length up to 12 mm)
- with and without stay button

* button diameter: max. 55 mm

Equipment:	-1/01	-1/02	-1/13
■ Needle system	134-35	190 K	190 K
■ Double end stitch knotting	✓	✓	✓
■ Control panel with seam pattern programming	✓	✓	✓
■ Thread wiper / air blast	✓	✓	-
■ Stem finger for short stems (2 mm)	✓	-	-
■ Thread wiper / mechanical	-	-	✓
■ Universal clamp	-	-	✓
■ Blind stitch guide	-	-	✓
■ Stay button unit, retractable	■	■	✓
■ Stem finger for cross-stitch (arm lengthwise)	■	■	✓
■ Stem finger for cross-stitch (arm crosswise)	■	■	✓
■ Stay button plate, fixed	■	■	-
■ Skip stitch recognition device	■	■	■
■ Button distance gauge left/right	✓	✓	-
■ Edge guide stop	✓	✓	-
■ Blind stitch guide left, e.g. button on waistband lining	✓	✓	-

✓ = Standard ■ = Option

3307 -1/11

with automatic button feed for attaching flat button types



3307-1/11

Applications / use:

Attaching 2, 3 or 4-hole buttons, with automatic button feeder.

Very important - the buttons to be used must be sent in!

- with and without stem (stem length up to 2 mm)

Standard equipment:

- Needle system 134-35
- Double end stitch knotting
- Skip stitch recognition device
- Control panel with seam pattern programming
- Thread wiper, pneumatically-controlled
- Stem finger for short stems (2 mm)

Options:

- Standard conversion kit for other button models
No. 91-233 241-93
- Quick conversion kit
No. 91-233 242-93
- Quick conversion kit with sorting container
No. 91-233 243-93


Maximum output with the 3307-1/11:

The button feeder is located directly behind the button clamp. During the sewing operation the next button is already "in loading position".

An output of 40 buttons/min. (with 14 stitches) is possible.

3307 -4/01

for tacking work



3307-4/01

Applications / use:

General tacking work

- Tacking on paper tags and textile labels
- Tacking on shoulder pads
- Tacking socks, gloves etc. together
- Cross stitch width max.: 8 mm

Standard equipment:



- Needle system 190 K
- Control panel with seam pattern programming
- Thread wiper / air blast
- Clamp foot for general tacking work
No. 91-233 253-15

Options:

- Clamp foot for tacking socks and gloves together etc.
No. 91-233 250-11
- Clamp foot for tacking textile labels on outerwear
No. 91-233 362-11
- Clamp foot for tacking on shoulder pads
No. 91-233 297-11

3307 -3/01 -9/02

Twin-set up



3307-3/01

Applications / use:

Sewing/blind stitch buttons on sports jackets (single and double-breasted), jackets and coats

- sink-stitching with or without stem, with and without stay button
- blind-stitch, with or without tacking down the facing, with 1 – 3 stitches

3307-9/02

Applications / use:

Stem-wrapping machine
Maximum stem length 12 mm

- automatic stem length changeover

3307-3/01 + 3307-9/02

Twin-set-up

Applications / use:

Sewing/blind stitch buttons and stem-wrapping buttons on sports jackets (single and double-breasted), jackets and coats

- sink-stitching with or without stem, with or without stay button
- blind-stitch, with or without tacking down the facing, with 1 – 3 stitches
- Stem length up to 12 mm, infinitely variable

Standard equipment:	-3/01	-9/02
■ Needle system	190	332 LG HK SP
■ Double end stitch knotting	✓	–
■ Skip stitch detection device	✓	–
■ Control panel with seam pattern programming	✓	✓
■ Mechanical thread wiper	✓	✓
■ Infinitely variable clamp for stem length 5 - 12 mm	–	✓
■ Device for positioning and loading the workpiece	✓	–
■ Device for blind-stitching	✓	–
■ Device for tacking down the facing	✓	–
■ Device for sewing different stem lengths	✓	–
■ Fixed stay-button plate with button seat 10.5 x 10.5 mm No. 91-180 620-93	✓	–
■ Automatic stem length changeover	–	✓

3307 -5/02

for attaching self-shank and flat buttons



3307-5/02

Applications / use:

For attaching self-shank and flat buttons, e.g. when sewing uniforms or blazers

- Simple, easy-to-use seam pattern programming on standard control panel
- Skip stitch detection device (this option only for use with flat buttons) – missed stitches are displayed, which are usually not recognized during a visual control
- High sewing reliability due to pendulum-time needle bar
- All common self-shank buttons can be sewn by simply changing the self-shank button holder
- Easy conversion also makes it possible to use for attaching 2-, 3-, 4- and 6-hole buttons

Standard equipment:

- 1 clamp each for self-shank and flat buttons
- Needle system 190 K
- Double end stitch knotting
- Control panel with seam pattern programming
- Mechanical thread wiper

Options:

- | | |
|--|-------------------|
| ■ Stem finger for cross-stitch lengthwise to arm * | No. 91-233 409-91 |
| ■ Stem finger for cross-stitch crosswise to arm * | No. 91-233 410-91 |
| ■ Fixed stay-button plate | No. 91-180 620-93 |
| ■ Button holder | No. 91-233 058-14 |
| ■ Button seat | No. 91-180 608-14 |
| ■ Skip stitch detection device* | No. 91-233 363-90 |

* only for use with flat buttons




The skip stitch sensor of the 3307



- A thread, needle problems or a misplaced button can cause a skip stitch in the sewing sequence.
- The skip stitch sensor also controls the double end stitch knotting feature.
- If the equipment recognises an error, the machine is stopped and sounds an alarm.
- It is possible to correct the mistake immediately --> Costs are lowered and the number of controls reduced.

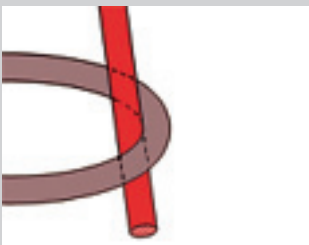
The simple programming of the 3307



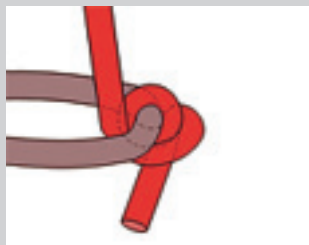
Positioning the needle in the first hole -> confirm the position -> select the second sewing position -> positioning the needle in the second hole

- The programming of the 3307 is child's play. The input panel can be controlled intuitively and enables the programming of all conceivable types of 2-, 3-, 4- or 6-hole buttons with the teach-in method.
- 99 sewing programs per button type can be stored – the simple and quick selection of the programs is possible at any time.

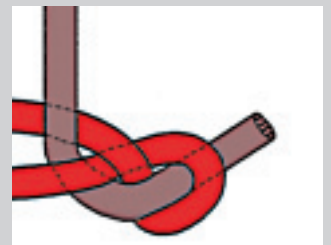
The double knotting of the end stitch on the 3307 (patented)



Single chainstitch
(single knotting)



Double knotting of the end stitch
Double security



- The double knotting of the end stitch guarantees securely attached buttons which do not fall off

Specifications:

Max. speed:

2000 s.p.m. (standard machine)

Stitch type:

101

Max. material thickness:

4 mm

Needle bar stroke:

46 mm

Max. size of the sewing area:

8 mm x 12 mm

Feed type:

Intermittent

Power supply:

230 V (50/60 Hz)

Working air pressure:

6 bar / 80 psi

Approximate dimensions of the sewing workplace:

Length: 1060 mm

Width: 600 mm

Height: 1270 mm

Hotlines:

Technical service: +49-175/2243-101

Application consultancy: +49-175/2243-102

Spare-parts hotline: +49-175/2243-103



Europäische Union
Wachstum durch Innovation – EFRE



**PFAFF Industriesysteme
und Maschinen AG**

Hans-Geiger-Str. 12 – IG Nord
D-67661 Kaiserslautern

Telefon: +49-6301/3205-0

Telefax: +49-6301/3205-3171

E-mail: info@pfaff-industrial.com

Printed in Germany
engl.
296-12-18814 03/08